

F.O.I. Compliance – Subject to board approval

REGION 4 BOARD of EDUCATION

Date: February 07, 2024

Budget Workshop II held in the VRHS Media Center

(To view a recording of this meeting, please visit our website www.reg4.k12.ct.us and select “Remote Meeting Recordings” under the BOARD OF EDUCATION Heading)

Attendance:	<u>Board members</u>		<u>Administration:</u>		<u>Others:</u>
√ = present	Kate Sandmann	√	Brian White	√	
	Lon Seidman	√	Robert Grissom	√	
	Jane Cavanaugh	√	Sarah Brzozowy	√	
	Jennifer Clark				
	Alex Silva				
	John Stack	√			
	Lol Fearon	√			
	Rick Daniels	√			
	Richard Strauss	√			

Call To Order: approx. 6:00 p.m.

Items/Discussion:

On motion duly made and seconded, the Board VOTED (Yes 6 / 0 No / 1 abstention R. Daniels = motion passed) to add a “discussion and possible vote to authorize the Superintendent to submit a grant application to the state as a non-priority project, and create a building committee, and start of the preparations of schematic design and specifications for the JWMS Mold Remediation project” to the agenda.

On motion duly made and seconded, the Board VOTED (Yes 6 / 0 No / 1 abstention R. Daniels = motion passed) to authorize the Superintendent to submit a grant application to the state as a non-priority project, and create a building committee, and start of the preparations of schematic design and specifications for the JWMS Mold Remediation project.

The board reviewed and discussed the proposed Region 4 budget document for 2024-25 (see attached).

PUBLIC COMMENT –


Mike Joy, Deep River shared a comment about decreasing enrollment without a commensurate decrease in staffing.

The next budget workshop is scheduled for March 4th @ 6:00 p.m.

ADJOURNMENT:

On motion duly made and seconded, the board unanimously VOTED to adjourn at approx. 8:05 p.m.

Respectfully submitted,

A handwritten signature in brown ink on a light brown rectangular background. The signature is stylized and appears to be a cursive name followed by a large, sweeping flourish that extends to the right.

Secretary
Regional District #4 Board of Education

Budgetary Considerations FY 2024-2025

- Supporting the District's Five Year Strategic Priorities
- Zero-Based Budgeting
- Contractual Obligations
 - Labor Agreements & Health Insurance
 - Service Contracts - Transportation
- Ongoing Recovery Needs Post-COVID 19 and Maintaining Grant-Funded Positions
 - Student Academic Intervention
 - Student Social Emotional Health Needs
- Economic Factors
 - Utility Costs
 - Consumable Materials, Supply Costs
- Unknown JWMS Facility Restoration & Reopening Costs

Proposed Region 4 FY 2024-2025 Budget - Workshop #2 (Net)

\$23,209,756

6.25%

\$1,365,182

Decrease of (\$36,763) since budget workshop #1

Budget Revisions from Workshop #1 on January 24, 2024

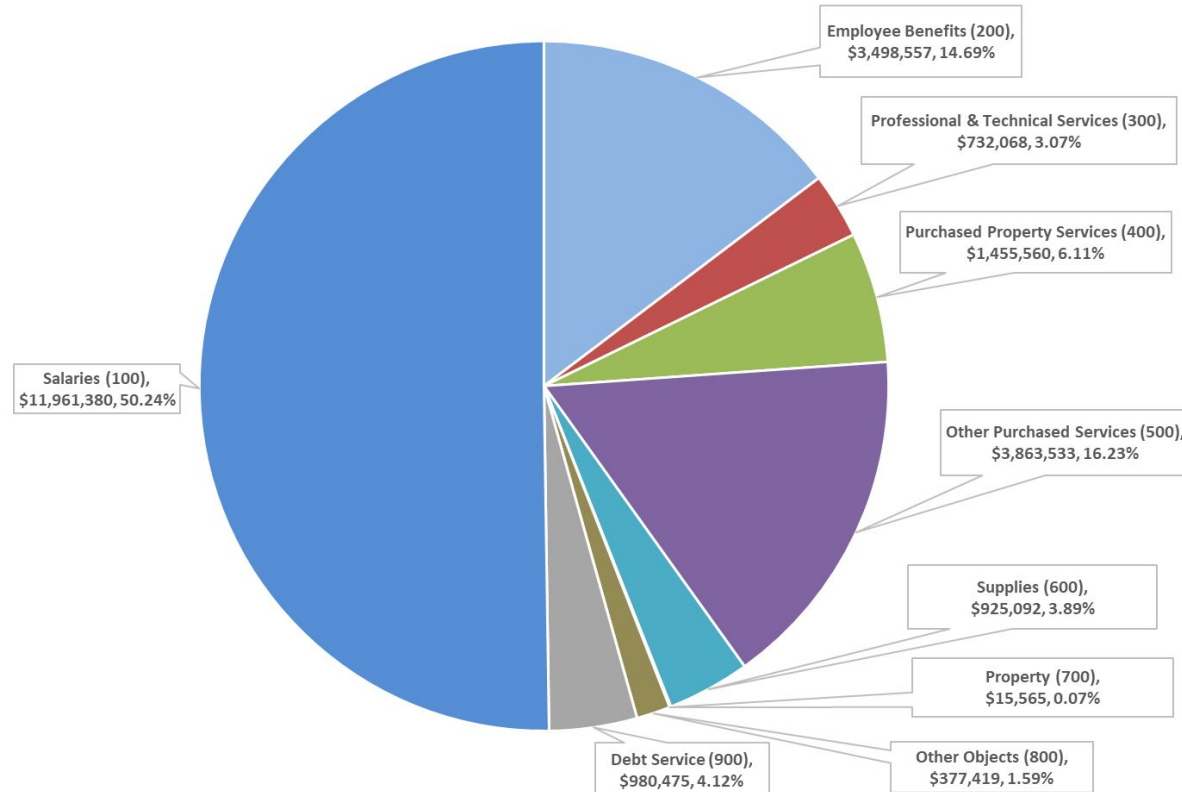
Decrease of **(\$36,763)**

<i>Description</i>	<i>Amount Presented January 24, 2024</i>	<i>Revised Amount February 7, 2024</i>	<i>Difference</i>
Allocation of Supervision District, IN TOTAL	\$2,672,887	\$2,641,656	(\$31,231)
Property Services 5400:			
Plant Operations (5430)	\$390,950	\$490,950	\$100,000
Other Purchased Services 5500:			
Transportation Vocational Education (5510)	\$116,823	\$113,630	(\$3,193)
Athletic Transportation (5516)	\$107,066	\$103,875	(\$3,191)
Late Bus (5517)	\$23,336	\$22,818	(\$518)
Debt Service:			
Debt Service Principal (5910)	\$583,300	\$576,750	(\$6,550)
Debt Service Interest (5830)	\$495,805	\$403,725	(\$92,080)

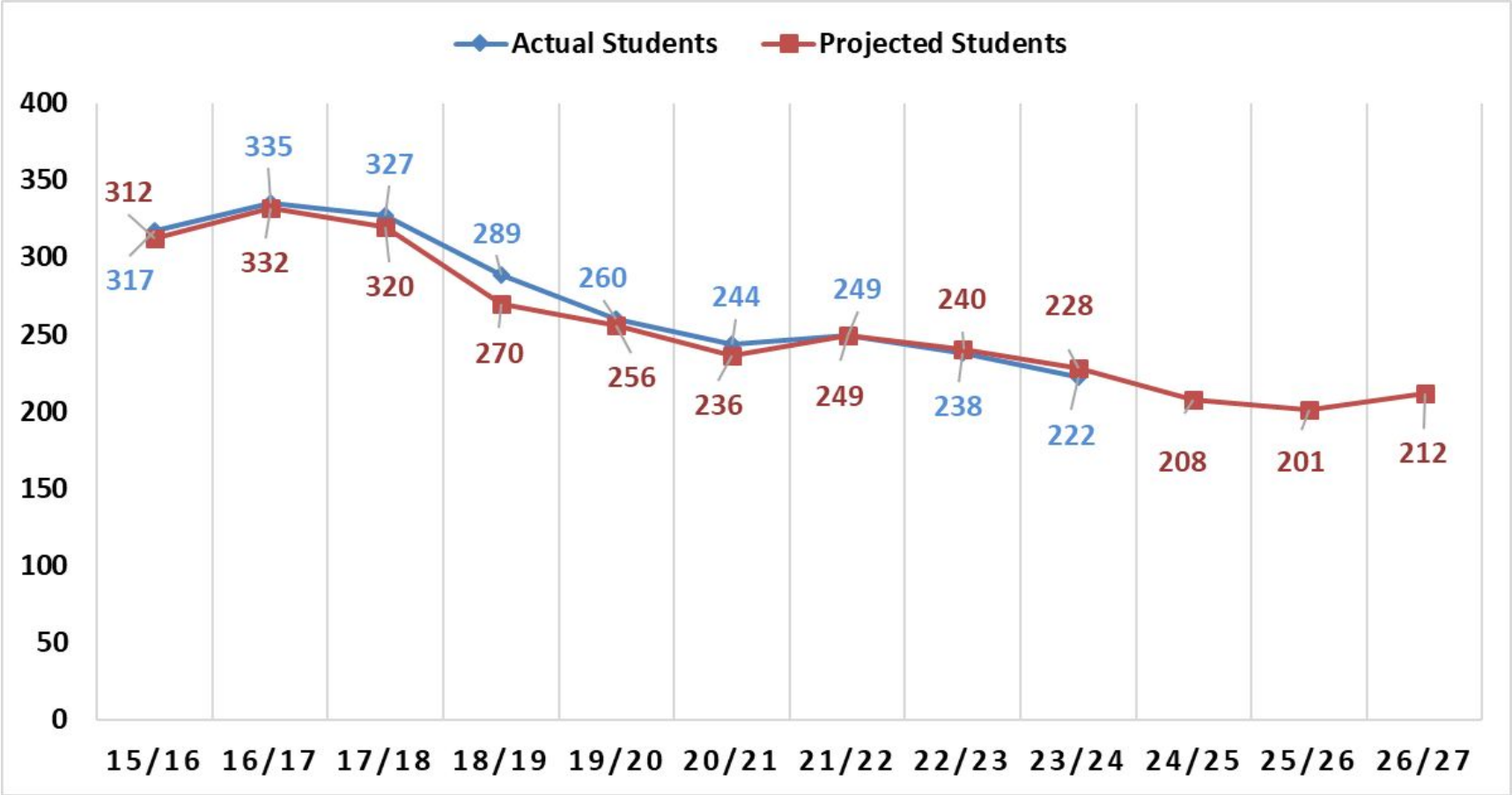
Proposed Region 4 FY 2024-2025 Budget - Workshop #1 (Gross)

2024-2025 Analysis of Requested Budget by Object

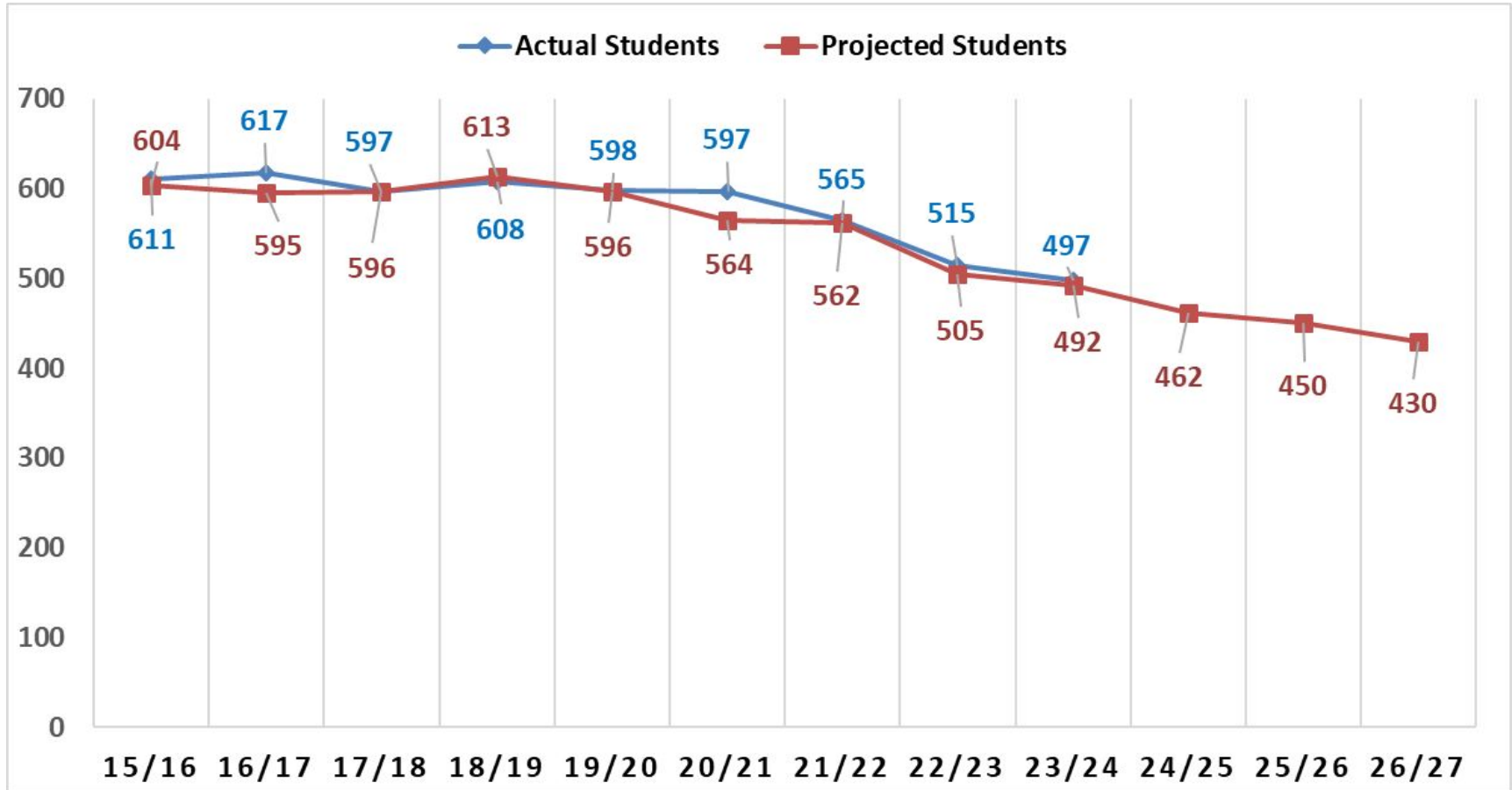
Total Gross Budget Request: \$23,809,649



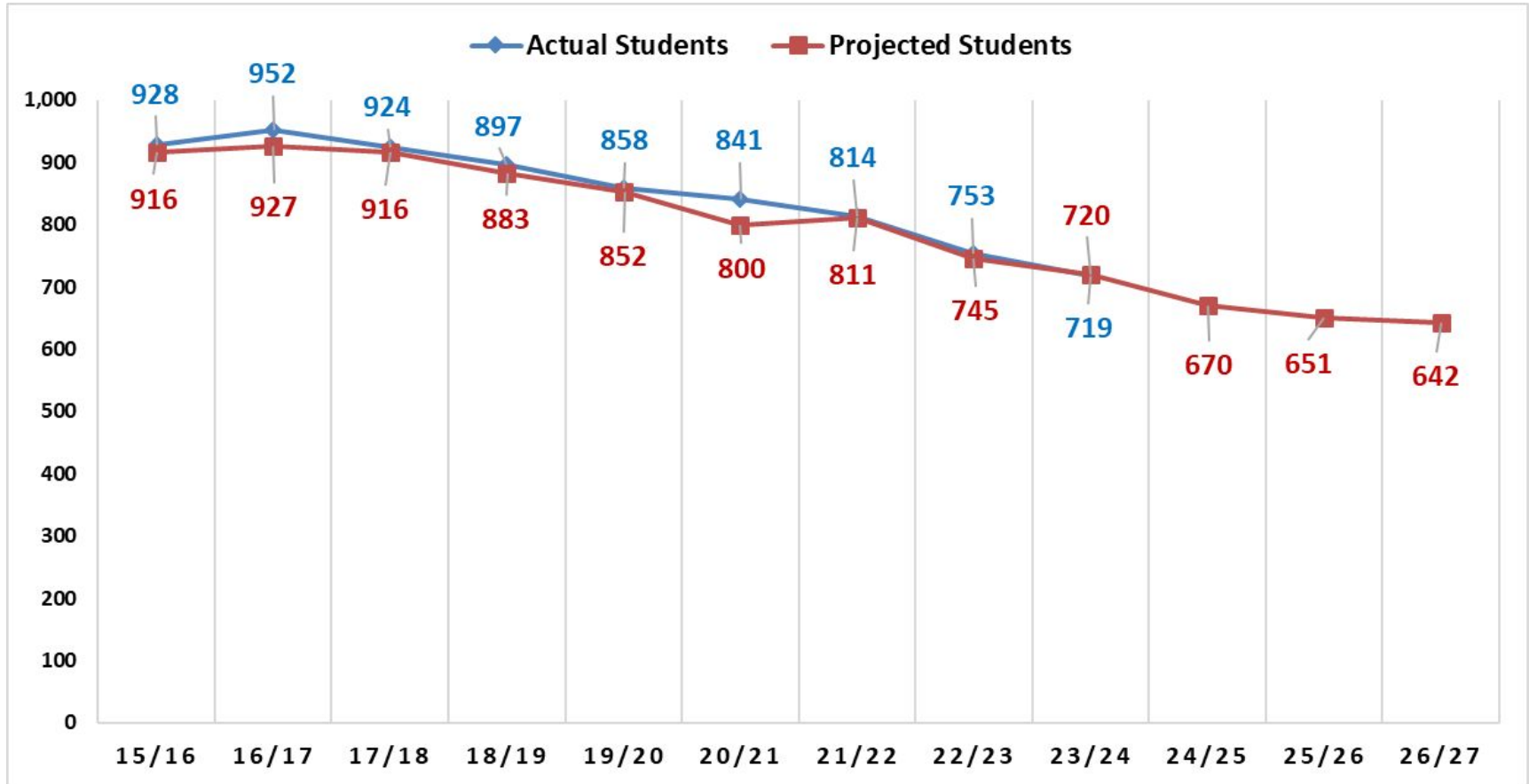
Enrollment Trends - John Winthrop Middle School



Enrollment Trends - Valley Regional High School



Enrollment Trends - Region 4 Schools



Summary of Total Region 4 Educational Expenditures

	2023-2024 Approved	2024-2025 Proposed	% Increase (From PY Total)	\$ Increase
John Winthrop Middle School	\$6,219,282	\$6,602,901	6.17%	\$383,619
Valley Regional High School	\$13,199,922	\$13,965,199	5.80%	\$765,277
Region 4 Portion of Supervision District	\$2,425,370	\$2,641,656	8.92%	\$216,286
Total Expenditures Region 4	\$21,844,574	\$23,209,756	6.25%	\$1,365,182

Average Daily Membership for the 2024-2025 Budget

▪ Average Daily Membership is based upon a three-way allocation per state statute.

	<u>Chester</u>		<u>Deep River</u>		<u>Essex</u>		<u>Total</u>
Total # of Students							
JWMS	57		82		83		222
VRHS	114		183		206		503
	171		265		289		725
School Year 2024-2025	23.59%	(171 Students)	36.55%	(265 Students)	39.86%	(289 Students)	725
School Year 2023-2024	22.71%	(171 Students)	36.92%	(278 Students)	40.37%	(304 Students)	753
Change	0.88%		-0.37%		-0.51%		

Major Budget Drivers & Cost Savings FY 2024-2025

Contractual Changes

- Salary & Benefit Cost Increases
- Transportation
- Electricity Costs

New Initiatives

- Need Based Staff Requests - Supervision
- Technology Platforms & Software for Students, Families, and Staff - Supervision
- District-Wide Studies & Consultations - Supervision
- Indoor Air Quality Inspections

Cost Challenges

- High Cost Student Outplacements
- Debt Service Costs: JWMS Security Project and Region 4 Athletic Fields Renovation
- John Winthrop Mold Remediation, Restoration, and Reopening Operational Costs

Cost Savings

- Non-Certified Staff Reductions
- Change in Health Plan Participation
- Significant reductions made to the school-based requests

Major Budget Drivers & Cost Savings - WS #2

24-25 Proposed Region 4 Major Drivers by Object	\$ Change over FY2024	% of Total Change over FY2024
Existing Staff Contractual Costs		
Salaries & Wages - Existing Staff	235,813	1.08%
Benefits & Employee Costs - Existing Staff	(70,815)	-0.32%
Total Existing Staff Contractual Costs	164,998	0.76%
New Initiatives - Staffing - Supervision District as Presented 2/5/2024		
Salaries & Benefits - RETAIN ESSER Grant Staff	39,525	0.18%
Salaries & Benefits - ADD Facilities Director	90,294	0.41%
Subtotal New Initiatives - Staffing - Supervision District (2/5/2024)	129,819	0.59%
New Initiatives - Non-Staffing - Supervision District as Presented 2/5/2024		
Electronic Timekeeping & Attendance Software	5,966	0.03%
PowerSchool Analytics Package	10,154	0.05%
PowerSchool Electronic Enrollment Package	10,454	0.05%
MTSS Consultants & Job Embedded Coaching	12,693	0.06%
Curriculum Audit	12,693	0.06%
Facilities Master Planning	25,385	0.12%
Records Archival & Digitization Services	10,154	0.05%
Total New Initiatives - Non-Staffing - Supervision (2/5/2024)	87,499	0.40%
High Cost Student Outplacements (Tuition + Transportation)	717,762	3.29%
Athletic Trainer Contracted Services	36,000	0.16%
Debt Service - Athletics Fields & JWMS Security Project - REVISED		
Principal Payments	(253,450)	-1.16%
Interest Payments	324,325	1.48%
Total Debt Service	70,875	0.32%
Facilities & Operations		
Electricity Rate Increases	165,616	0.76%
JWMS Re-Entry Costs - <i>NEW</i>	100,000	0.46%
HVAC / Indoor Air Quality Survey	10,000	0.05%
Total Facility & Operations	275,616	1.26%
Transportation - REVISED		
Daily Transportation Costs (New Contract) - Supervision District Allocation as Presented 2/5/2024	42,685	0.20%
Other Transportation Costs (Athletics, Vinal/Voag, Afterschool)	66,484	0.30%
Total Transportation	109,169	0.50%
All Other Objects		
Total All Other Objects	(36,479)	-0.17%
GROSS TOTAL	1,555,259	7.12%
REVENUES	190,077	0.87%
NET BILLINGS TO TOWNS	1,365,182	6.25%

Discussion of Major Changes from Workshop #1

JWMS Re-Entry Costs

- The ongoing and incremental operational costs related to the safe re-entry of the middle school in September 2024 and throughout the school year, including but not limited to:
 - Ongoing maintenance and repair
 - Professional services
 - Any necessary air & environmental testing
 - Other unknowns
- Cost estimates based on historical experience

Debt Service

- JWMS Security Project
 - \$1,575,000 Total Approved Cost
 - Single Bond issuance with Fields Project
 - 3.5% Interest Rate, 20 year payback
 - \$133,875 in FY 2025 Budget
- Region 4 Athletic Fields Renovation Project
 - \$9,966,000 Total Approved Cost
 - Single Bond issuance with Security Project
 - 3.5% Interest Rate, 20 year payback
 - \$846,600 in FY 2025 Budget
- ★ Excludes Debt Service for John Winthrop Mold Project - \$5,800,000 Total Cost → TBD
 - Would work with Municipal Advisor to structure this borrowing so it has the lowest financial impact on the towns

Transportation

- Student Transportation Services RFP period closed January 31, 2024
- RFP Review Committee is meeting Friday, February 9, 2024 to discuss
- To honor the public bidding process, we cannot get into specifics tonight
- We will be sharing the results of the RFP process and a recommendation with the Joint Board of Education at its February 22, 2024 meeting
- Based on the RFP Process, we lowered our anticipated cost increases for next year to 10%
 - Previously assumed 12.5%
- This change has lowered the Transportation cost allocations from the Supervision District budget
- This change also lowers Region 4's expenses for Vinal & Voag Transportation, Athletics Transportation, and Late Buses

Reductions to Region 4 Building Requests (from Workshop #1)

Salaries - Non Certified Staff Wages	(\$80,250)
Benefits - Non Certified Staff Insurance	(\$27,076)
Professional Services - Assemblies, Athletic Officials	(\$46,256)
Property Services - Classroom Repairs	(\$53,200)
Purchased Services - Staff Travel	(\$4,000)
Supplies & Instructional Materials	(\$4,000)
Equipment - Athletics, Instructional Space Equipment Requests	(\$110,110)
Dues & Fees	<u>(\$11,775)</u>
Total Reduction to Building Based Requests	(\$336,667)

Other Region 4 Budget Needs - Not Included (from Workshop #1)

- Instructional Coach (7-8 Grade)
- Athletics program enhancements & equipment upgrades
- Region 4 Facilities Truck
- Classroom Equipment

Region 4 Budget Timeline & Next Steps

- ~~January 24, 2024 - Region 4 Budget Workshop #1~~
- ~~February 5, 2024 - Supervision District Budget Workshop #3~~
- February 7, 2024 (Today) - Region 4 Budget Workshop #2
- February 12, 2024 - Supervision District Public Budget Meeting
- March 4, 2024 - Region 4 Budget Workshop #3
- March 7, 2024 - Region 4 BOE Meeting - Possible Vote to Approve 2024-2025 Region 4 Budget for Public Hearing
- April 1, 2024 - Region 4 Public Hearing & Special Meeting
- May 2, 2024 - Region 4 BOE Meeting
- May 6, 2024 - Region 4 Annual Meeting (move budget to referendum)
- May 7, 2024 - Region 4 Referendum

REGIONAL SCHOOL DISTRICT 4
John Winthrop Middle School - Valley Regional High School

2024-2025 Proposed Budget

Regional School District No. 4
Budget Workshop #2 - Wednesday, February 7, 2024



A Mission-Driven Learning Community with a PK-12 Line of Sight

Kate Sandmann, Chair - Region 4 Board of Education
Brian J. White, Superintendent of Schools
Sarah Brzozowy, Ed.D, Assistant Superintendent
Robert Grissom, Finance Director



Regional School District 4
Chester - Deep River - Essex - Region 4

2024-2025 School Year Budget Request

REGIONAL SCHOOL DISTRICT 4

TABLE OF CONTENTS	PAGE
Regional School District 4	3
Strategic Goals	4
Average Daily Membership	5
John Winthrop Middle School Enrollment History	6
Valley Regional High School Enrollment History	7
Regional School District 4 (Gr 7-12) Enrollment History	8
Budget Summary and Detail	9 - 16
Staffing Analysis (John Winthrop & Valley Regional)	17 - 20
Recap	21
Allocations	22 - 25
Revenue	26



Regional School District 4
Chester - Deep River - Essex - Region 4

2024-2025 School Year Budget Request

REGIONAL SCHOOL DISTRICT 4

Regional School District 4 is part of a system of schools comprising the Chester, Deep River, Essex, and Region 4 school districts. The districts are governed by multiple Boards of Education and administered under the auspices of the Supervision District agreement. The Boards of Education are committed to providing a rigorous, challenging, and cohesive educational program for students PK-12.

Regional School District 4

Regional School District 4 provides middle and high school public education for the member towns of Chester, Deep River, and Essex. John Winthrop Middle School provides educational services for approximately two hundred and thirty students in grades seven and eight. Valley Regional High School provides a comprehensive high school program for approximately five hundred students in grades nine through twelve.

John Winthrop Middle School has won a prestigious honor from The New England League of Middle Schools (NELMS), being named as a NELMS Spotlight School. John Winthrop Middle School is one of only a handful of middle schools across New England to receive this prestigious award. The NELMS Spotlight Award acknowledges the outstanding work of the faculty, staff, administration, Board of Education, and the community in the support of an excellent educational program based upon the best of middle school practices. The NELMS Spotlight Award validates that the John Winthrop Middle School community provides an exceptional educational program anchored in a rigorous curriculum, specialized instructional practices planned to meet the needs of young adolescents, skilled and supportive educators, a caring climate, communities that support student learning and healthy development, and a safe and healthy school environment, of all which develop caring and ethical citizens.

Valley Regional High School received the prestigious honor of being named one of the top 500 high schools across America by Newsweek Magazine based on the success of our students. The High School was also placed on the Advanced Placement honor roll. This award was given to Valley Regional High School for expanding opportunities for students to earn college credit through rigorous college level course work. Valley Regional High School has also received local, regional and national awards in fine arts and music.

Mrs. Melissa Morgan-Hostetler, Principal
John Winthrop Middle School

Mr. Michael Barile, Principal
Valley Regional High School



Regional School District 4
Chester - Deep River - Essex - Region 4

2024-2025 School Year Budget Request

REGIONAL SCHOOL DISTRICT 4

FIVE YEAR STRATEGIC PRIORITIES 2023-2028

The Chester, Deep River, Essex, and Regional School District No. 4 Boards of Education developed a set of Strategic Priorities which will guide the work of our schools for the 2023-2028 school years. This Strategic Plan was adopted in February 2023 by the Boards of Education of Chester, Deep River, Essex, Regional School District No. 4, and the Supervision District Committee. The agreed upon priorities are:

1. Teaching and Learning: To provide each student with high quality classroom instruction to promote successful student outcomes.
2. Culture and Climate: To partner with students, staff, and families to maintain a positive learning environment where every child is successful.
3. Finance and Operations: Develop and implement practices to ensure effective long-range, strategic financial, and operational planning.



Regional School District 4
Chester - Deep River - Essex - Region 4
2024-2025 School Year Budget Request

REGIONAL SCHOOL DISTRICT 4

Average Daily Membership

What is Average Daily Membership (ADM)?

Regional School District 4 provides public middle and high school education to the member towns of Chester, Deep River, and Essex. The costs associated with Regional School District 4 are assigned to member towns using a three-way allocation. The allocations are based on the Average Daily Membership (ADM) among the member towns. Average Daily Membership for the subsequent budget year is determined by the total number of students in each member town grades 7-12 based upon the Connecticut State Department of Education October 1 census of actual enrollment in the current year. Students educated out of district are assigned to the home district (special education, magnet schools and vocational agriculture) not including students attending Technical High Schools and Adult Education.

Average Daily Membership for the 2024-2025 Budget

- Average Daily Membership is based upon a three-way allocation per state statute.

	<u>Chester</u>	<u>Deep River</u>	<u>Essex</u>	<u>Total</u>
Total # of Students				
JWMS	57	82	83	222
VRHS	114	183	206	503
	<u>171</u>	<u>265</u>	<u>289</u>	<u>725</u>
School Year 2024-2025	23.59% (171 Students)	36.55% (265 Students)	39.86% (289 Students)	725
School Year 2023-2024	22.71% (171 Students)	36.92% (278 Students)	40.37% (304 Students)	753
Change	0.88%	-0.37%	-0.51%	



Regional School District 4 Chester - Deep River - Essex - Region 4

2024-2025 School Year Budget Request

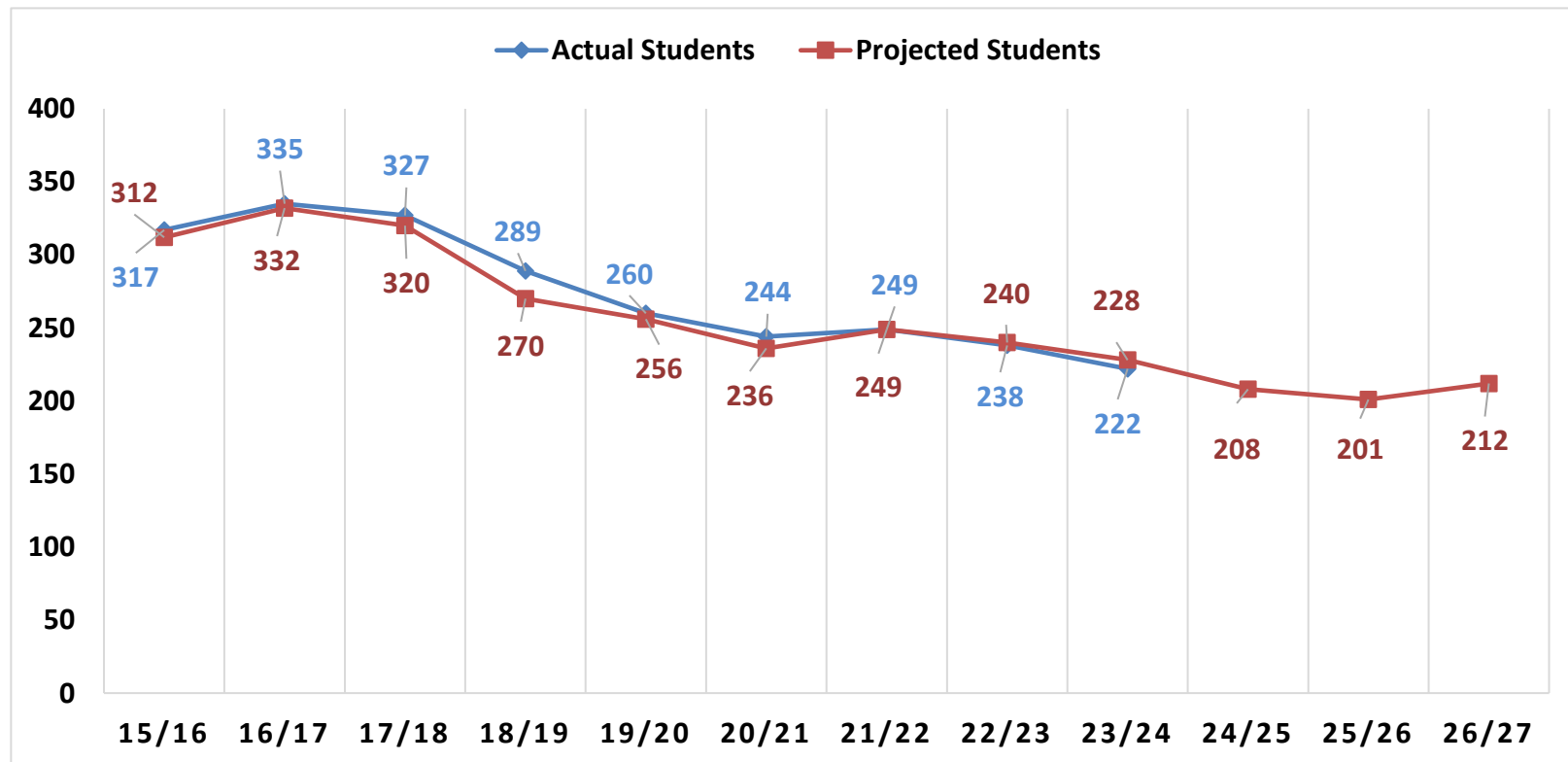
John Winthrop Middle School Enrollment History

John Winthrop Middle School

Enrollment and Projections (Grades 7-8)

2015/16 through 2026/27

(enrollment based upon SDE October 1 census PSIS report)



*Numbers do not include Out of District placements (outplaced Special Education, Magnet schools, and Vocational Agriculture)



Regional School District 4 Chester - Deep River - Essex - Region 4

2024-2025 School Year Budget Request

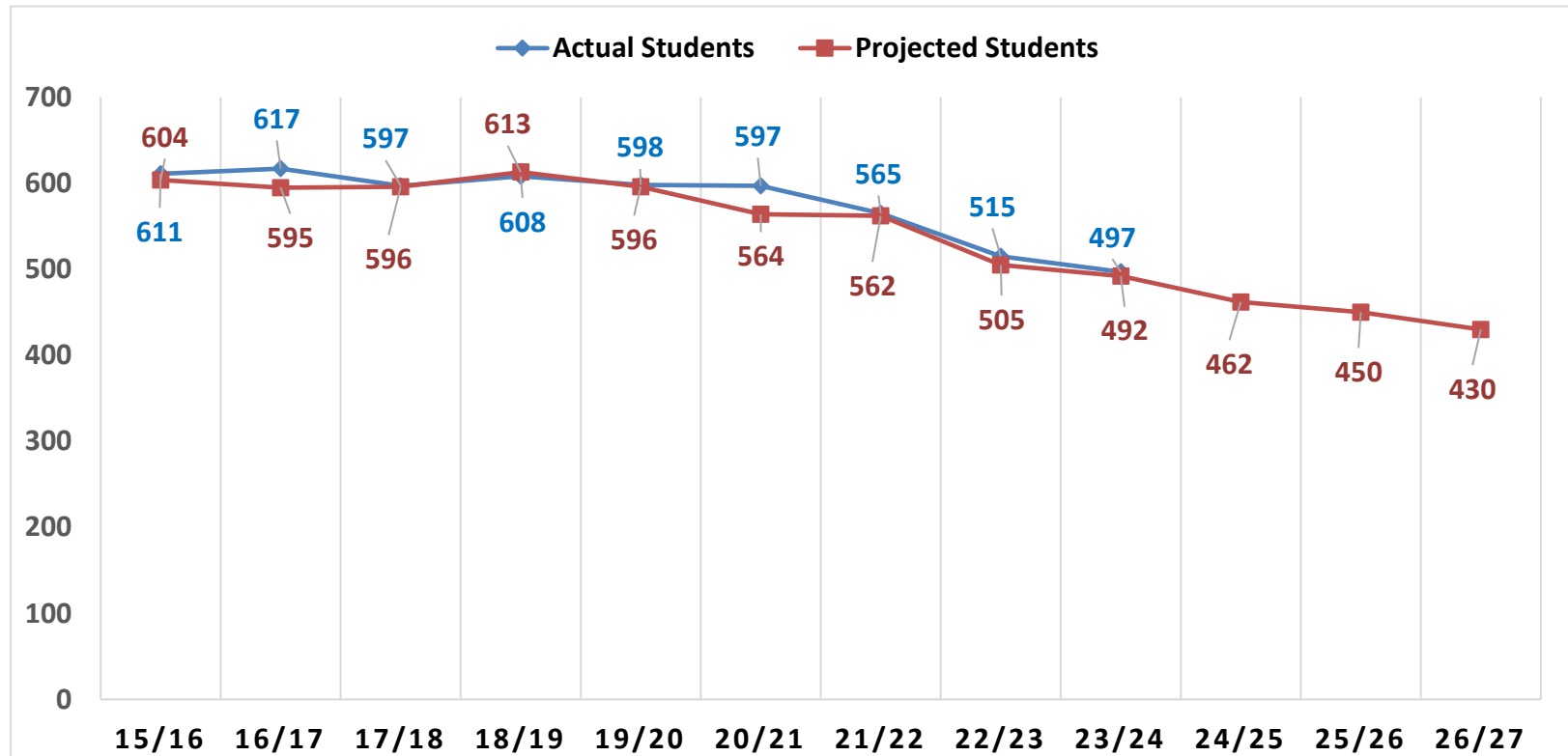
Valley Regional High School Enrollment History

Valley Regional High School

Enrollment and Projections (Grades 9-12)

2015/16 through 2026/27

(enrollment based upon SDE October 1 census PSIS report)



**Numbers do not include Out of District placements (outplaced Special Education, Magnet schools, and Vocational Agriculture)



Regional School District 4 Chester - Deep River - Essex - Region 4

2024-2025 School Year Budget Request

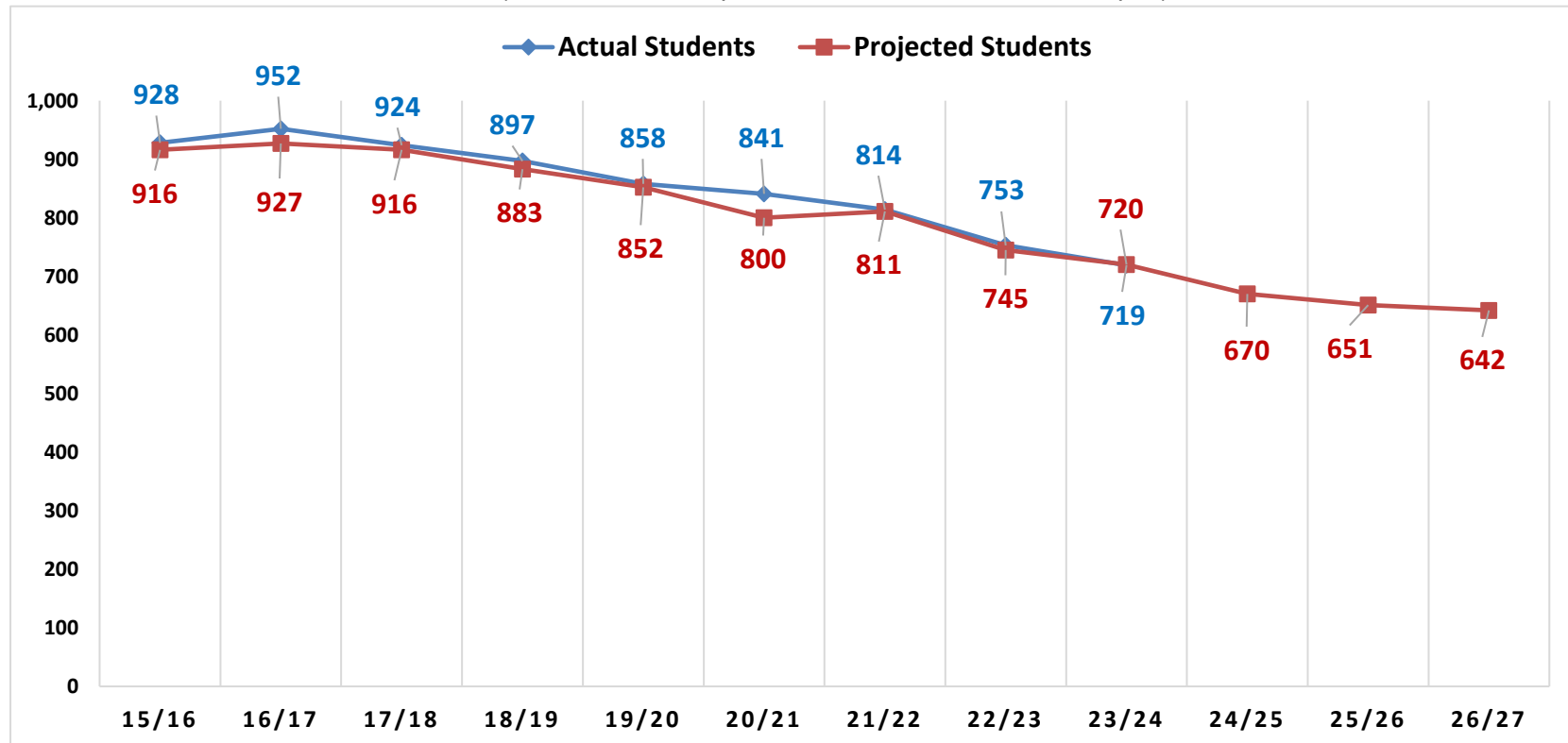
Regional School District 4 (7-12) Enrollment History

Regional School District 4

Enrollment and Projections (Grades 7-12)

2015/16 through 2026/27

(enrollment based upon SDE October 1 census PSIS report)



*Numbers do not include Out of District placements (outplaced Special Education, Magnet schools, and Vocational Agriculture)

**Pete Prowda projections used for years 14/15 through 18/19

***Principal's projection used for 19/20 and 20/21

**** NESDEC study used for projections for 21/22-26/27



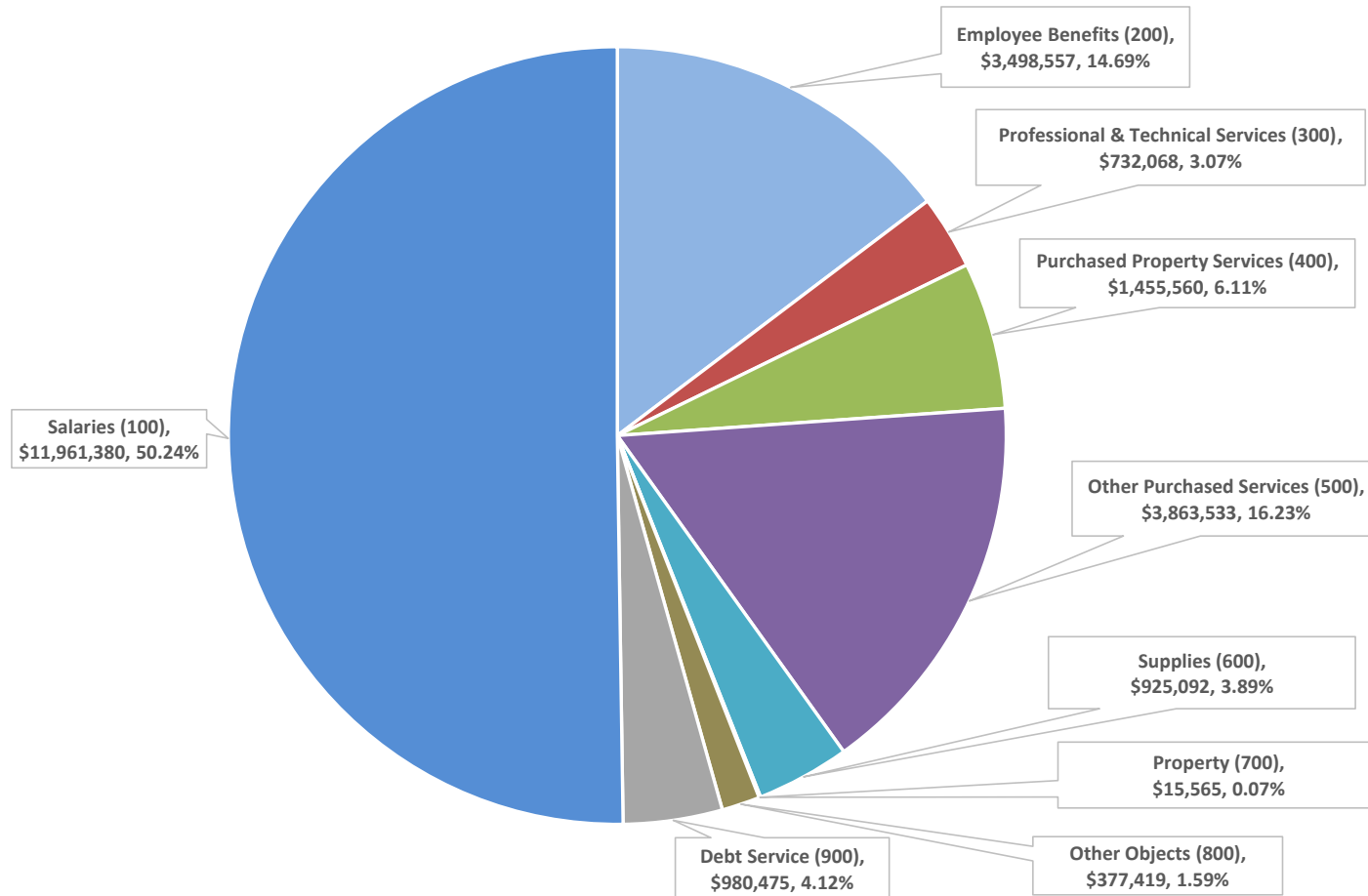
Regional School District 4
Chester – Deep River – Essex – Region 4
Requested Budget for School Year 2024-2025

**BUDGET SUMMARY
EXPENDITURES BY OBJECT
CODE**

	2020-2021 Approved Budget	2020-2021 Actual Expense	2021-2022 Approved Budget	2021-2022 Actual Expense	2022-2023 Approved Budget	2022-2023 Actual Expense	2023-2024 Approved Budget	2024-2025 Requested Budget	% Over last year	\$ Over last year	Object Description
Salaries (100)	10,732,733	10,327,388	10,959,635	10,608,313	11,264,218	10,924,736	11,647,715	11,961,380	2.69%	313,666	Includes regular and extra compensatory wages for employees
Employee Benefits (200)	4,110,265	4,040,567	4,128,628	4,126,277	4,085,438	4,034,000	3,576,714	3,498,557	-2.19%	(78,157)	Contractual Benefits for employees including medical, life insurance, annuities and FICA/Medicare.
Professional & Technical Services (300)	493,119	487,442	542,483	518,072	580,241	604,713	621,613	732,068	17.77%	110,455	Primarily legal, consulting, rehabilitative, and professional development services performed by outside contractors.
Property Services (400)	1,105,039	994,851	1,098,382	1,092,253	1,110,663	1,101,891	1,164,174	1,455,560	25.03%	291,386	Expenditures from these accounts are used for upkeep and repairs of school buildings and equipment.
Other Services (500)	2,273,042	2,064,946	2,649,932	2,594,902	2,873,375	2,931,284	3,004,899	3,863,533	28.57%	858,634	Expenditures from these accounts are used primarily for transportation, communications, out of district tuition, travel, and conferences.
Supplies and Materials (600)	648,727	544,256	682,445	655,761	746,466	741,663	909,651	925,092	1.70%	15,441	Includes supplies, materials, textbooks, utilities such as heating oil.
Equipment (700)	39,161	32,074	37,668	28,031	75,309	73,690	57,240	15,565	-72.81%	(41,675)	Funds from these accounts are used for new and replacement equipment.
Other Objects (800)	222,455	240,322	338,700	334,274	155,729	149,539	362,785	377,419	4.03%	14,634	These accounts are used to budget for professional memberships, bond issuance costs, capital projects, and capital sinking fund transfers.
TOTAL	19,624,541	18,731,845	20,437,872	19,957,883	20,891,439	20,561,516	21,344,790	22,829,174			
Total General Fund	19,624,541	18,731,845	20,437,872	19,957,883	20,891,439	20,561,516	21,344,790	22,829,174			
Debt Service	1,539,200	1,539,200	1,500,250	1,488,025	793,800	793,800	909,600	980,475			
Debt Service - Principal Only	1,380,000	1,380,000	1,380,000	1,380,000	735,000	735,000	830,200	576,750			
Total Expenditures	21,163,741	20,111,845	21,938,122	21,445,908	21,685,239	21,355,316	22,254,390	23,809,649	6.99%	1,555,259	Gross Change over 2023/24 Budget
Revenues	249,487	289,560	285,681	373,209	493,499	367,986	409,816	599,893			
Net Billings to Town	20,914,254	19,822,285	21,652,441	21,072,699	21,191,740	20,987,330	21,844,574	23,209,756	6.25%	1,365,182	Net Change over 2023/24 Budget

Regional School District 4
Chester - Deep River - Essex - Region 4
Requested Budget for School Year 2024-2025

2024-2025 Analysis of Requested Budget by Object
Total Gross Budget Request: \$23,809,649





Regional School District 4
Chester – Deep River – Essex – Region 4
Requested Budget for School Year 2024-2025

BY OBJECT			2021-2022 Approved Budget	2021-2022 Actual Expenses	2022-2023 Approved Budget	2022-2023 Actual Expenses	2022-2023 Surplus/ (Deficit)	2023-2024 Approved Budget	2024-2025 Requested Budget	% Change over 23/24 Budget	\$ Change over 23/24 Budget
OBJECT 100 - SALARIES:											
5111		Administration	603,630	610,398	684,613	729,430	(44,817)	728,073	738,359	1.41%	10,286
5112		Department Coordinators Salary	80,503	76,387	83,321	75,181	8,140	84,653	83,767	-1.05%	(886)
5113		Teacher Salary	6,464,554	6,201,489	6,516,703	6,204,931	311,772	6,673,823	6,927,581	3.80%	253,758
5114		Secretary Salary	374,067	398,476	397,077	388,919	8,158	408,293	410,471	0.53%	2,178
5115		Custodian Salary	600,876	593,119	600,684	677,752	(77,068)	621,612	654,551	5.30%	32,939
5116		Nurse Salary	109,206	121,703	113,028	131,458	(18,430)	125,118	121,974	-2.51%	(3,144)
5118		Food Service Administrator Salary	31,879	23,909	33,820	32,676	1,144	34,648	35,004	1.03%	356
5118		Food Service Bookkeeper Salary	11,911	7,970	13,495	12,343	1,152	13,848	14,524	4.88%	676
5118		Food Service Salary	146,881	146,082	152,786	128,359	24,426	141,137	151,646	7.45%	10,509
5119		Para-Educator Salary	806,606	655,477	840,385	583,612	256,773	868,633	768,830	-11.49%	(99,803)
5123		Substitute Teacher	142,857	141,696	144,000	143,984	16	236,250	239,850	1.52%	3,600
5124		Substitute Secretary	500	0	500	10,698	(10,198)	500	500	0.00%	0
5124		Substitute Para-Educator	6,000	5,902	6,000	10,633	(4,633)	5,750	6,250	8.70%	500
5124		Substitute Custodian	800	2,477	1,000	4,618	(3,618)	1,000	1,100	10.00%	100
5124		Substitute Cafeteria	0	1,973	0	12,003	(12,003)	500	3,500	600.00%	3,000
5133		Mentor	16,996	11,499	13,755	14,649	(894)	14,758	13,791	-6.55%	(967)
5133		Extra-Curricular	134,448	160,998	137,649	172,816	(35,167)	155,780	176,257	13.15%	20,477
5133		Coach	290,591	302,430	262,885	302,226	(39,341)	325,928	329,900	1.22%	3,972
5134		Secretary OT / BOE Clerk Salary	1,000	0	1,000	400	600	7,987	1,250	-84.35%	(6,737)
5135		Custodian Overtime	15,000	9,461	15,000	9,272	5,728	15,000	12,000	-20.00%	(3,000)
5141		Early Retirements	2,500	0	2,500	0	2,500	0	0	0.00%	0
5138		Cafeteria Overtime	2,000	15,333	2,000	28,013	(26,013)	3,000	6,000	100.00%	3,000
5190		Bldg Rental Reimb.	0	4,703	0	8,744	(8,744)	0	5,000	0.00%	5,000
5198		Supervision District Salary	1,116,830	1,116,830	1,242,017	1,242,017	0	1,181,423	1,259,276	6.59%	77,853
TOTAL SALARIES			10,959,635	10,608,313	11,264,218	10,924,736	339,482	11,647,715	11,961,380	2.69%	313,666
OBJECT 200 - EMPLOYEE BENEFITS:											
5210		Health Insurance	2,860,860	2,860,860	2,860,860	2,860,859	1	2,298,960	2,231,202	-2.95%	(67,758)
5212		Appropriation: Health Insurance Reserve	91,429	91,429	0	0	0	0	0	0.00%	0
5214		Life Insurance	12,949	11,365	11,990	11,425	1	13,447	12,341	-8.22%	(1,106)
5222		MERF	206,371	218,723	238,705	239,033	0	256,777	248,731	-3.13%	(8,046)
5223		FICA/Medicare	265,973	292,484	309,726	296,330	1,041	333,117	320,781	-3.70%	(12,336)
5250		Unemployment Compensation	30,000	7,550	45,000	1,521	103	15,000	22,500	50.00%	7,500
5260		Worker's Compensation	78,200	72,235	78,200	95,958	1,067	80,940	87,011	7.50%	6,071
5291		Annuities	30,680	19,466	31,516	19,435	186	28,750	33,610	16.90%	4,860
5298		Supervision District Employee Benefits	552,166	552,166	509,441	509,441	41	549,723	542,381	-1.34%	(7,342)
TOTAL EMPLOYEE BENEFITS			4,128,628	4,126,277	4,085,438	4,034,000	2,441	3,576,714	3,498,557	-2.19%	(78,157)



Regional School District 4
Chester – Deep River – Essex – Region 4
Requested Budget for School Year 2024-2025

BY OBJECT			2021-2022 Approved Budget	2021-2022 Actual Expenses	2022-2023 Approved Budget	2022-2023 Actual Expenses	2022-2023 Surplus/ (Deficit)	2023-2024 Approved Budget	2024-2025 Requested Budget	% Change over 23/24 Budget	\$ Change over 23/24 Budget
OBJECT 300 - PURCHASED & TECHNICAL SERVICES:											
5321		Purchased Services									
	2410	Principals Office	5,150	3,904	2,900	3,287	(387)	5,700	3,700	-35.09%	(2,000)
	2901	National Honor Society	2,000	513	2,000	3,611	(1,611)	2,000	2,500	25.00%	500
		TOTAL PURCHASED SERVICES	7,150	4,418	4,900	6,898	(1,998)	7,700	6,200	-19.48%	(1,500)
5322		Other Programs									
	1103	English - 7th grade Author Visit	1,850	0	1,850	1,850	0	1,850	2,500	35.14%	650
	1190	After School Program & Assembly Speakers	10,100	9,692	10,250	5,655	4,595	8,750	8,750	0.00%	0
	2310	Teacher Course Reimbursement	17,000	18,228	43,074	22,326	20,748	89,420	86,390	-3.39%	(3,030)
		TOTAL OTHER PROGRAMS	28,950	27,920	55,174	29,831	25,343	100,020	97,640	-2.38%	(2,380)
5330		Other Professional Services									
	1203	Homebound Instruction	33,000	12,690	33,000	12,064	20,975	33,000	15,000	-54.55%	(18,000)
	1215	Special Education	55,960	48,598	55,960	32,765	23,195	57,600	45,260	-21.42%	(12,340)
	2134	Health	1,000	0	1,000	0	1,000	0	0	0.00%	0
	2135	Occ/Phys Therapy	3,942	3,482	3,316	1,918	1,398	2,250	2,242	-0.36%	(8)
	2310	Purchased Services (Athletic Trainer)	35,525	35,350	36,591	17,281	15,703	39,000	75,000	92.31%	36,000
	2901	Athletics (Game Officials)	62,475	42,225	64,846	47,624	17,222	65,161	72,406	11.12%	7,245
		TOTAL OTHER PROF. SERVICES	191,902	142,346	194,712	111,653	79,492	197,011	209,908	6.55%	12,897
5340		Technical Services									
	2310	BOE Legal / Audit	95,000	151,687	116,740	176,984	(60,244)	123,995	134,535	8.50%	10,540
		Building Study	51,000	14,600	0	0	0	0	0	0.00%	0
	2600	Plant Services	32,500	41,121	30,400	86,433	(56,033)	30,560	36,800	20.42%	6,240
		TOTAL TECHNICAL SERVICES	178,500	207,408	147,140	263,417	(116,277)	154,555	171,335	10.86%	16,780
5398		Supervision District Purchased Svcs	135,981	135,981	178,315	178,315	0	162,327	246,985	52.15%	84,658
TOTAL PURCHASED SERVICES			542,483	518,072	580,241	590,113	(13,440)	621,613	732,068	17.77%	110,455



Regional School District 4
Chester – Deep River – Essex – Region 4
Requested Budget for School Year 2024-2025

BY OBJECT			2021-2022 Approved Budget	2021-2022 Actual Expenses	2022-2023 Approved Budget	2022-2023 Actual Expenses	2022-2023 Surplus/ (Deficit)	2023-2024 Approved Budget	2024-2025 Requested Budget	% Change over 23/24 Budget	\$ Change over 23/24 Budget
OBJECT 400 - PURCHASED PROPERTY SERVICES:											
5412		Electricity	373,800	318,181	339,000	305,310	33,690	339,000	504,616	48.85%	165,616
5422		Snow Plowing	24,000	52,925	28,000	54,000	(26,000)	56,700	59,500	4.94%	2,800
5430		Repairs & Maintenance									
	1101	Art	0	0	1,800	1,655	145	2,819	1,600	-43.24%	(1,219)
	1105	Life Management	0	0	900	90	810	3,400	445	-86.91%	(2,955)
	1106	Technical Education	3,150	55	5,100	4,634	466	5,900	5,050	-14.41%	(850)
	1109	Music	1,800	490	3,000	2,997	3	5,850	5,605	-4.19%	(245)
	1112	Science	5,000	3,435	5,000	0	5,000	4,500	2,000	-55.56%	(2,500)
	1207	Technology	7,300	2,278	10,000	3,706	6,294	8,000	7,000	-12.50%	(1,000)
	2410	Principal's Office	8,000	3,410	16,135	8,637	7,498	10,135	10,635	4.93%	500
	2600	Plant Operations	343,567	359,842	360,275	322,664	37,611	379,250	490,950	29.45%	111,700
	2600	Security	14,918	9,460	12,575	6,585	5,990	10,700	10,700	0.00%	0
	2901	Athletics	39,022	62,574	37,500	47,084	(9,584)	38,660	39,660	2.59%	1,000
		TOTAL REPAIRS & MAINTENANCE	422,757	441,544	452,285	398,052	54,233	469,214	573,645	22.26%	104,431
5440		Rentals									
	1190	Copiers	71,000	59,969	69,000	70,783	(1,783)	69,000	79,000	14.49%	10,000
	1207	Technology Lease	174,644	194,168	193,997	249,932	(55,935)	200,514	203,056	1.27%	2,542
	2410	Principal's Office	7,800	2,311	7,800	3,472	4,328	6,300	7,800	23.81%	1,500
	2600	Plant Operations	2,000	454	1,500	1,014	486	1,000	1,000	0.00%	0
	2903	Graduation	5,000	5,320	5,000	5,247	(247)	7,500	8,500	13.33%	1,000
		TOTAL RENTALS	260,444	262,222	277,297	330,447	(53,150)	284,314	299,356	5.29%	15,042
5498		Supervision District Purchased Prop Svcs	17,381	17,381	14,081	14,081	0	14,946	18,443	23.40%	3,497
TOTAL PURCHASED PROPERTY SERVICES			1,098,382	1,092,253	1,110,663	1,101,891	8,772	1,164,174	1,455,560	25.03%	291,386
OBJECT 500 - OTHER PURCHASED SERVICES:											
5510		Transportation Voc Ed	55,218	48,416	55,218	63,859	(8,641)	59,436	113,630	91.18%	54,194
5511		Out-of-District Transportation	424,434	393,000	496,864	505,949	(9,085)	558,921	494,134	-11.59%	(64,787)
5515		Field Trips	11,250	21,995	12,200	43,806	(31,606)	13,050	22,650	73.56%	9,600
5516		Athletic Transportation	81,000	91,746	90,865	99,799	(8,934)	93,659	103,875	10.91%	10,216
5517		Late Bus	32,961	15,009	33,380	21,720	11,660	20,743	22,818	10.00%	2,074
5520		Comprehensive Insurance	124,934	114,326	112,000	97,029	14,971	115,359	122,281	6.00%	6,922
5530		Communications	12,500	12,883	12,500	19,055	(6,555)	13,500	15,500	14.81%	2,000
5540		Advertising	500	425	2,500	4,078	(1,578)	2,500	3,500	40.00%	1,000
5560		Magnet & VoAg Tuition	52,498	63,627	45,424	30,403	15,021	47,636	47,636	0.00%	0
5561		Out-of-District Tuition	1,404,954	1,395,607	1,553,476	1,595,569	(42,093)	1,602,184	2,384,733	48.84%	782,549
5580		Travel & Conference	25,069	13,255	25,280	16,349	8,931	25,450	24,350	-4.32%	(1,100)
5598		Supervision District Other Purch Service	424,614	424,614	433,668	433,668	0	452,461	508,427	12.37%	55,966
TOTAL OTHER PURCHASED SERVICES			2,649,932	2,594,902	2,873,375	2,931,284	(57,909)	3,004,899	3,863,533	28.57%	858,634



Regional School District 4
Chester – Deep River – Essex – Region 4
Requested Budget for School Year 2024-2025

BY OBJECT			2021-2022 Approved Budget	2021-2022 Actual Expenses	2022-2023 Approved Budget	2022-2023 Actual Expenses	2022-2023 Surplus/ (Deficit)	2023-2024 Approved Budget	2024-2025 Requested Budget	% Change over 23/24 Budget	\$ Change over 23/24 Budget
OBJECT 600 - SUPPLIES:											
5610		General Supplies	75,440	69,058	81,020	76,481	4,539	85,376	86,598	1.43%	1,222
5610		Staff Appreciation	0	0	0	0	0	0	3,000	0.00%	3,000
5611		Instructional Supplies									
	1101	Art	20,855	17,364	20,855	20,537	318	21,065	21,065	0.00%	0
	1102	Business	4,928	4,023	5,038	5,038	0	5,248	6,478	23.44%	1,230
	1103	English	942	542	1,110	620	490	1,400	1,400	0.00%	0
	1104	World Languages	668	667	781	811	(30)	1,202	2,102	74.88%	900
	1105	Life Management	12,400	12,378	12,858	12,802	56	13,161	13,706	4.14%	545
	1106	Technical Education	27,210	28,675	39,070	45,047	(5,977)	43,322	50,634	16.88%	7,312
	1108	Math	2,365	3,068	2,210	1,943	267	2,070	2,270	9.66%	200
	1109	Music	7,025	6,918	7,300	7,198	102	7,300	7,375	1.03%	75
	1110	Physical Ed/Health	2,625	1,833	1,917	1,910	7	2,902	2,977	2.58%	75
	1111	Reading	2,500	454	2,500	2,570	(70)	1,883	1,883	0.00%	0
	1112	Science	11,238	6,118	11,965	9,998	1,967	13,070	13,223	1.17%	153
	1113	Social Studies	600	525	829	758	71	829	1,474	77.80%	645
	1114	Computer Education	800	792	1,004	1,373	(369)	1,000	1,118	11.80%	118
	1190	Other Education	31,900	18,898	31,915	18,272	13,643	31,915	34,415	7.83%	2,500
	1207	Technology Services	22,693	14,260	24,500	31,959	(7,459)	24,000	24,400	1.67%	400
	1210	Gifted & Talented	1,500	0	1,713	1,525	188	1,713	1,713	0.00%	0
	1215	Special Education	27,660	24,249	25,940	22,756	3,184	28,055	27,315	-2.64%	(740)
	1220	Social Development	1,000	51	1,000	983	17	700	6,450	821.43%	5,750
	2113	Social Worker	210	0	200	0	200	200	200	0.00%	0
	2120	AP Exams	9,645	13,457	10,948	0	10,948	10,948	10,948	0.00%	0
	2120	IB Exams	8,020	0	9,442	21,426	(11,985)	9,442	9,442	0.00%	0
	2120	Guidance Supplies	2,400	1,360	2,790	3,341	(551)	2,790	2,714	-2.72%	(76)
	2134	Health	130	125	168	130	38	1,713	2,174	26.91%	461
	2222	Library	10,153	9,261	10,658	9,889	769	8,475	7,231	-14.68%	(1,244)
	2223	Audio Visual/Tech Services	8,290	6,715	8,290	8,247	43	8,290	8,290	0.00%	0
	2410	Principal's Office	2,400	368	2,600	657	1,943	2,600	2,600	0.00%	0
	2901	Athletics	41,762	47,219	53,413	65,354	(11,941)	74,472	71,064	-4.58%	(3,408)
		TOTAL INSTRUCTIONAL SUPPLIES	261,917	219,322	291,014	295,144	(4,131)	319,765	334,661	4.66%	14,896
5613		Maintenance Supplies	52,000	57,238	54,500	65,189	(10,689)	59,000	59,000	0.00%	0
5623		Bottled Gas	750	0	750	168	582	750	750	0.00%	0
5624		Heating Fuel	152,760	187,180	192,404	182,663	9,741	274,306	264,791	-3.47%	(9,515)
5626		Gasoline	1,340	942	1,340	806	534	9,000	9,000	0.00%	0



Regional School District 4
Chester – Deep River – Essex – Region 4
Requested Budget for School Year 2024-2025

BY OBJECT			2021-2022 Approved Budget	2021-2022 Actual Expenses	2022-2023 Approved Budget	2022-2023 Actual Expenses	2022-2023 Surplus/ (Deficit)	2023-2024 Approved Budget	2024-2025 Requested Budget	% Change over 23/24 Budget	\$ Change over 23/24 Budget
5641		Textbooks & Workbooks									
	1101	Art	630	176	600	600	0	600	600	0.00%	0
	1102	Business	5,801	5,801	7,030	7,021	9	7,330	9,107	24.24%	1,777
	1103	English	7,530	5,817	5,856	5,899	(43)	6,130	6,491	5.89%	361
	1104	World Languages	2,915	3,179	1,000	815	185	7,402	7,743	4.61%	341
	1105	Life Management	210	210	210	207	3	231	231	0.00%	0
	1106	Technical Education	263	263	263	0	263	263	308	17.11%	45
	1108	Math	7,098	6,152	7,998	3,916	4,082	11,259	11,364	0.93%	105
	1109	Music	1,645	2,083	1,645	1,024	621	1,750	1,764	0.80%	14
	1110	Phys Ed. (Health Texts)	345	313	370	0	370	370	370	0.00%	0
	1112	Science	5,701	199	4,135	11	4,124	13,407	5,385	-59.83%	(8,022)
	1113	Social Studies	10,569	11,080	9,076	8,946	130	8,335	11,180	34.13%	2,845
	1114	Computer Education	0	0	0	0	0	1,263	1,263	0.00%	0
	1190	Other Instruction	12,810	11,254	12,810	20,713	(7,903)	12,810	12,810	0.00%	0
	1210	Gifted & Talented	525	0	525	0	525	525	525	0.00%	0
	1215	Special Education	10,455	7,986	8,859	8,296	563	13,254	13,854	4.53%	600
	2120	Guidance	350	0	368	0	368	368	526	42.93%	158
	2134	Health	0	0	0	0	0	0	6,250	0.00%	6,250
		TOTAL TEXTBOOKS & WORKBOOKS	66,847	54,514	60,745	57,447	3,298	85,297	89,771	5.25%	4,474
5642		Library & Professional Books	16,104	12,220	17,689	16,761	928	17,040	16,807	-1.37%	(233)
5698		Supervision District Supplies	55,287	55,287	47,004	47,004	0	59,117	60,714	2.70%	1,597
TOTAL SUPPLIES			682,445	655,761	746,466	741,663	4,803	909,651	925,092	1.70%	15,441
OBJECT 700 - PROPERTY:											
5739		Equipment									
	1101	Art	3,500	0	0	0	0	820	0	-100.00%	(820)
	1105	Life Management	0	0	1,500	1,149	351	0	0	0.00%	0
	1106	Technical Education	8,723	8,055	7,100	7,111	(11)	12,460	515	-95.87%	(11,945)
	1108	Math	0	0	0	0	0	400	0	-100.00%	(400)
	1109	Music	9,160	3,786	8,470	8,867	(397)	7,550	550	-92.72%	(7,000)
	1110	Phys Ed. (Health Texts)	0	0	4,339	4,339	0	5,142	0	-100.00%	(5,142)
	1112	Science	0	0	3,900	3,060	840	4,000	0	-100.00%	(4,000)
	1113	Social Studies	0	0	0	0	0	1,968	0	-100.00%	(1,968)
	1215	Special Education	0	0	1,000	150	850	5,400	0	-100.00%	(5,400)
	2120	Guidance	80	0	0	0	0	1,000	0	-100.00%	(1,000)
	2222	Library	0	0	0	0	0	0	0	0.00%	0
	2600	Plant Operations	16,205	16,189	49,000	49,013	(13)	18,500	14,500	-21.62%	(4,000)
	2901	Athletics	0	0	0	0	0	0	0	0.00%	0
		TOTAL EQUIPMENT	37,668	28,031	75,309	73,690	1,619	57,240	15,565	-72.81%	(41,675)
5798		Supervision District Equipment	0	0	0	0	0	0	0	0.00%	0
TOTAL EQUIPMENT			37,668	28,031	75,309	73,690	1,619	57,240	15,565	-72.81%	(41,675)



Regional School District 4
Chester – Deep River – Essex – Region 4
Requested Budget for School Year 2024-2025

BY OBJECT			2021-2022 Approved Budget	2021-2022 Actual Expenses	2022-2023 Approved Budget	2022-2023 Actual Expenses	2022-2023 Surplus/ (Deficit)	2023-2024 Approved Budget	2024-2025 Requested Budget	% Change over 23/24 Budget	\$ Change over 23/24 Budget
OBJECT 800 - OTHER OBJECTS:											
5810		Dues & Fees									
	1101	Art	1,095	220	1,440	1,309	131	2,040	1,635	-19.85%	(405)
	1102	Business	375	58	0	0	0	0	200	0.00%	200
	1103	English	350	0	350	0	350	350	350	0.00%	0
	1104	World Languages	390	322	775	126	649	1,195	1,225	2.51%	30
	1105	Home Economics	0	0	145	0	145	145	145	0.00%	0
	1106	Technical Education	375	347	375	375	0	675	6,700	892.59%	6,025
	1108	Math	629	224	300	208	93	395	349	-11.65%	(46)
	1109	Music	8,870	5,795	9,420	7,959	1,461	8,525	9,050	6.16%	525
	1111	Reading	200	0	0	0	0	0	0	0.00%	0
	1112	Science	0	0	3,000	0	3,000	3,000	0	-100.00%	(3,000)
	1113	Social Studies	774	340	940	265	675	715	570	-20.28%	(145)
	1210	Gifted & Talented	7,269	1,855	7,428	2,415	5,013	7,428	3,525	-52.54%	(3,903)
	1215	Special Education	1,400	0	1,400	720	680	4,114	3,210	-21.97%	(904)
	2120	Guidance	1,658	1,085	1,429	989	440	2,117	2,117	0.00%	0
	2222	Library	18,149	16,572	16,094	16,205	(111)	18,186	16,335	-10.18%	(1,851)
	2310	BOE / CABE	2,499	4,965	4,542	5,164	(622)	4,666	4,666	0.00%	0
	2410	Principals Office	19,330	17,143	20,587	19,106	1,481	22,337	22,837	2.24%	500
	2600	Plant Operations	450	1,680	1,650	15,868	(14,218)	3,150	1,650	-47.62%	(1,500)
	2901	Athletics	18,335	18,730	16,030	26,917	(10,887)	28,876	31,427	8.83%	2,551
	2908	Virtual High School	16,500	16,500	16,500	0	16,500	16,500	16,500	0.00%	0
	2908	IB Program	12,998	22,785	12,998	11,588	1,410	12,998	29,498	126.94%	16,500
		Naviance	1,400	0	0	0	0	0	0	0.00%	0
		TOTAL DUES & FEES	113,046	108,620	115,403	109,213	6,190	137,412	151,989	10.61%	14,577
5930		Transfers Out									
	3200	Capital Reserve Fund	35,000	35,000	35,000	35,000	0	35,000	0	-100.00%	(35,000)
	3200	Capital Projects	185,650	185,650	0	0	0	185,000	220,000	18.92%	35,000
		TOTAL TRANSFERS OUT	220,650	220,650	35,000	35,000	0	220,000	220,000	0.00%	0
5898		Supervision District Other Objects	5,004	5,004	5,326	5,326	0	5,373	5,430	1.07%	57
TOTAL OTHER OBJECTS			338,700	334,274	155,729	149,539	6,190	362,785	377,419	4.03%	14,634
		TOTAL	20,437,872	19,957,883	20,891,439	20,546,916	291,959	21,344,790	22,829,174	6.95%	1,484,384
		GRAND TOTAL	20,437,872	19,957,883	20,891,439	20,546,916	291,959	21,344,790	22,829,174	6.95%	1,484,384
		Debt Service *	1,500,250	1,488,025	793,800	793,800	0	909,600	980,475	7.79%	70,875
		Total Expenditures	21,938,122	21,445,908	21,685,239	21,340,716	291,959	22,254,390	23,809,649	6.99%	1,555,259
		Revenues	285,681	373,209	493,499	409,816	0	409,816	599,893	46.38%	190,077
		Net Billings to Town	21,652,441	21,072,699	21,191,740	20,930,900	291,959	21,844,574	23,209,756	6.25%	1,365,182

Gross Change Over 2023/24 Budget } **1,555,259**
6.99%

* Debt service principal + interest costs included in this total



Regional School District 4
Chester – Deep River – Essex – Region 4
Requested Budget for School Year 2024-2025

JWMS STAFFING ANALYSIS

	21-22 Approved	22-23 Approved	23-24 Approved	24-25 Requested	Adjustments
REGION 4 FUNDED					
<u>Position Description</u>					
5111 Administration					
Principal	1.0	1.0	1.0	1.0	0.0
Dean of Students (0.6 FTE)	0.6	0.6	0.6	0.6	0.0
Total Administration	1.6	1.6	1.6	1.6	0.0
5113 Teachers					
Art	1.0	1.0	1.0	1.0	0.0
English/Language Arts	2.0	2.0	2.0	2.0	0.0
Foreign Languages	1.8	1.8	2.0	2.0	0.0
Life Management	0.8	0.8	0.8	0.8	0.0
Technical Education	0.8	0.8	0.8	0.8	0.0
Mathematics	3.0	3.0	3.0	3.0	0.0
Music	1.0	1.0	1.0	1.0	0.0
Physical Education	1.0	1.0	2.0	2.0	0.0
Science	2.0	2.0	2.0	2.0	0.0
Social Studies	2.0	2.0	2.0	2.0	0.0
Computer Education	1.0	1.0	1.0	1.0	0.0
Gifted & Talented	0.5	0.5	0.0	0.0	0.0
Reading	0.5	0.5	0.0	0.0	0.0
Special Education	4.0	4.0	4.0	4.0	0.0
Social Worker	0.4	0.4	0.4	0.4	0.0
Psychologist	1.0	1.0	1.0	1.0	0.0
Speech Pathologist	0.3	0.3	0.3	0.3	0.0
Guidance	2.0	2.0	2.0	2.0	0.0
Dean of Students (0.4 FTE)	0.4	0.4	0.4	0.4	0.0
Library Media Specialist	1.0	1.0	1.0	1.0	0.0
Total Teachers	26.5	26.5	26.7	26.7	0.0
5114 Secretaries	2.0	2.0	2.0	2.0	0.0



Regional School District 4
Chester – Deep River – Essex – Region 4
Requested Budget for School Year 2023-2024

JWMS STAFFING ANALYSIS

		21-22 Approved	22-23 Approved	23-24 Approved	24-25 Requested	Adjustments
5115	Custodians/Maintenance	5.0	5.0	5.0	5.0	0.0
5116	Nurse	1.0	1.0	1.0	1.0	0.0
5118	Cafeteria	2.6	2.6	2.6	2.6	0.0
5119	Para-educators / Teacher Assistant Special Education	10.0	10.0	10.0	9.0	-1.0
	Total Para-educators/Teacher Asst	10.0	10.0	10.0	9.0	-1.0
5124	Building Substitutes	0.0	0.0	1.0	1.0	0.0
	TOTAL LOCAL FUNDED	48.7	48.7	49.9	48.9	-1.0

GRANT FUNDED

Position Description

5119	Para-educators / Teacher Assistant Special Education	1.0	1.0	1.0	1.0	0.0
	Tutorial - Remedial Math & Reading	1.5	1.5	1.5	1.5	0.0
5124	Building Substitutes	1.0	1.0	0.0	0.0	0.0
	TOTAL GRANT FUNDED	3.5	3.5	2.5	2.5	0.0

SUPERVISION FUNDED

Position Description

5113	Teachers Occupational Therapist	0.2	0.2	0.2	0.2	0.0
	Behavior Analyst (BCBA)	0.2	0.2	0.2	0.2	0.0
5120	Network Technician	1.0	1.0	1.0	1.0	0.0
	TOTAL SUPERVISION FUNDED	1.4	1.4	1.4	1.4	0.0



Regional School District 4
Chester – Deep River – Essex – Region 4
Requested Budget for School Year 2024-2025

VRHS STAFFING ANALYSIS

		21-22 Approved	22-23 Approved	23-24 Approved	24-25 Requested	Adjustments
REGION 4 FUNDED						
	<u>Position Description</u>					
5111	Administration					
	Principal	1.0	1.0	1.0	1.0	0.0
	Assistant Principal	1.0	1.0	1.0	1.0	0.0
	Athletic Director	0.0	1.0	1.0	1.0	0.0
	Total Administration	2.0	3.0	3.0	3.0	0.0
5113	Teachers					
	Art	2.0	2.0	2.0	2.0	0.0
	Business	2.0	2.0	2.0	2.0	0.0
	English/Language Arts	6.8	5.8	5.8	5.8	0.0
	Foreign Languages	4.0	4.0	4.0	4.0	0.0
	Life Management	1.0	1.0	1.0	1.0	0.0
	Technical Education	3.2	3.2	3.2	3.2	0.0
	Mathematics	6.0	5.0	5.0	5.0	0.0
	Music	2.0	2.0	2.0	2.0	0.0
	Physical Education/Health	3.0	3.0	3.0	3.0	0.0
	Science	6.0	6.0	6.0	6.0	0.0
	Social Studies	6.0	6.0	6.0	6.0	0.0
	Gifted & Talented	0.5	0.5	0.0	0.0	0.0
	Special Education	8.0	8.0	8.0	8.0	0.0
	Social Worker	2.6	2.6	2.6	2.6	0.0
	Speech Pathologist	0.5	0.5	0.5	0.5	0.0
	Guidance	3.0	3.0	3.0	3.0	0.0
	Library Media Specialist	1.0	1.0	1.0	1.0	0.0
	Total Teachers	57.6	55.6	55.1	55.1	0.0
5114	Secretaries (2 12-Month, 3 10-Month)	4.6	4.6	4.6	4.6	0.0
5115	Custodians/Maintenance	5.0	5.0	5.0	5.0	0.0



Regional School District 4
Chester – Deep River – Essex – Region 4
Requested Budget for School Year 2024-2025

5116	Nurse	1.0	1.0	1.0	1.0	0.0
5118	Cafeteria	3.4	3.4	3.4	3.4	0.0
5119	Para-educators / Teacher Assistant					
	Special Education	14.0	14.0	14.0	13.0	-1.0
	Security	2.0	2.0	2.0	2.0	0.0
	In School Suspension ISS	1.0	1.0	1.0	1.0	0.0
	Library	1.0	1.0	1.0	1.0	0.0
	Total Para-educators/Teacher Asst	18.0	18.0	18.0	17.0	-1.0
5124	Building Substitutes	0.0	0.0	1.0	1.0	0.0
	TOTAL LOCAL FUNDED	91.6	90.6	91.1	90.1	-1.0

GRANT FUNDED

Position Description

5113	Psychologist	0.4	0.4	0.4	0.0	-0.4
5119	Para-educators / Teacher Assistant					
	Special Education	1.0	1.0	1.0	1.0	0.0
	Tutorial - Remedial Reading	0.0	0.0	0.0	0.0	0.0
5124	Building Substitutes	1.0	1.0	0.0	0.0	0.0
	TOTAL GRANT FUNDED	2.4	2.4	1.4	1.0	-0.4

SUPERVISION FUNDED *

Position Description

5113	Teachers					
	Occupational Therapist	0.2	0.2	0.2	0.2	0.0
	Behavior Analyst (BCBA)	0.2	0.2	0.2	0.2	0.0
	Psychologist	0.6	0.6	0.6	1.0	0.4
5120	Network Technicians	1.0	1.0	1.0	1.0	0.0
	TOTAL SUPERVISION FUNDED	2.0	2.0	2.0	2.4	0.4

Regional School District #4
Chester - Deep River - Essex - Region 4
Requested Budget for School Year 2024-2025
RECAP

EXPENSES:		Approved Budget	Requested Budget	\$\$\$	%%%
Object Category	Object Description	2023-2024	2024-2025	Change	Change
100	Salaries	\$11,647,715	\$11,961,380	\$313,666	2.78%
200	Employee Benefits	\$3,576,714	\$3,498,557	-\$78,157	-1.91%
300	Purchased Services	\$621,613	\$732,068	\$110,455	19.04%
400	Purchased Property Services	\$1,164,174	\$1,455,560	\$291,386	26.24%
500	Other Purchased Services	\$3,004,899	\$3,863,533	\$858,634	29.88%
600	Supplies	\$909,651	\$925,092	\$15,441	2.07%
700	Property	\$57,240	\$15,565	-\$41,675	-55.34%
800	Other Objects	\$142,785	\$157,419	\$14,634	12.12%
TOTAL		\$21,124,790	\$22,609,174	\$1,484,384	7.03%

TRANSFERS/CAPITAL					
930	Cafeteria Subsidy	0	0	\$0	0.00%
930	Capital Projects	185,000	220,000	\$35,000	18.9%
930	Capital Fund - Future Projects	35,000	0	-\$35,000	-100.0%
930	Emergency/Contingency	0	0	\$0	0.00%
TOTAL TRANSFERS/CAPITAL		\$220,000	\$220,000	\$0	0.00%

REVENUE:					
Total Anticipated Revenue		409,816	599,893	\$190,077	46.38%

NET EXPENSES (Expenses less Revenue)	\$20,934,974	\$22,229,281	\$1,294,307	6.18%
--------------------------------------	--------------	--------------	-------------	-------

DEBT SERVICE:					
910	Debt Reduction (interest/principal)	909,600	980,475	\$70,875	7.79%
TOTAL DEBT SERVICE		909,600	980,475	70,875	7.79%

TOTAL EXPENDITURES	\$22,254,390	\$23,809,649	\$1,555,259	6.99%
(EXPENDITURES PLUS CAPITAL AND DEBT SERVICE)				

TOTAL NET BILLINGS TO TOWNS	\$21,844,574	\$23,209,756	\$1,365,182	6.25%
(EXPENSES LESS REVENUE PLUS DEBT SERVICE)				

TOTAL FUNDING REQUIRED OF TOWNS:					
TOWN'S SHARE OF ADM*		2023-2024	2024-2025	Change	Change
CHESTER		4,960,720	5,474,301	\$513,581	10.35%
DEEP RIVER		8,064,796	8,483,566	\$418,770	5.19%
ESSEX		8,819,058	9,251,889	\$432,831	4.91%
TOTAL		21,844,574	23,209,756	\$1,365,182	6.25%

Regional School District 4
Chester - Deep River - Essex - Region 4
Proposed Budget for 2023 - 2024

Budget Allocation 2024 - 2025

Obj. #	Proposed Budget	Description	CHESTER 23.59%	DEEP RIVER 36.55%	ESSEX 39.86%	TOTAL 100.00%
<u>100 - SALARIES:</u>						
5111	738,359	Administration	174,151	269,883	294,325	738,359
5112	83,767	Department Coordinators Salary	19,757	30,618	33,391	83,767
5113	6,927,581	Teacher Salary	1,633,954	2,532,150	2,761,477	6,927,581
5114	410,471	Secretary Salary	96,815	150,034	163,622	410,471
5115	654,551	Custodian Salary	154,384	239,250	260,918	654,551
5116	121,974	Nurse Salary	28,769	44,584	48,621	121,974
5118	35,004	Food Service Administrator Salary	8,256	12,795	13,953	35,004
5118	14,524	Food Service Bookkeeper Salary	3,426	5,309	5,790	14,524
5118	151,646	Food Service Salary	35,768	55,429	60,449	151,646
5119	768,830	Para-Educator Salary	181,338	281,021	306,472	768,830
5123	239,850	Substitute Teacher	56,572	87,669	95,609	239,850
5124	500	Substitute Secretary	118	183	199	500
5124	6,250	Substitute Para-Educator	1,474	2,284	2,491	6,250
5124	1,100	Substitute Custodian	259	402	438	1,100
5124	3,500	Substitute Cafeteria	826	1,279	1,395	3,500
5133	13,791	Mentor	3,253	5,041	5,497	13,791
5133	176,257	Extra-Curricular	41,572	64,425	70,260	176,257
5133	329,900	Coach	77,811	120,584	131,505	329,900
5134	1,250	Secretary OT / BOE Clerk Salary	295	457	498	1,250
5135	12,000	Custodian Overtime	2,830	4,386	4,783	12,000
5138	6,000	Cafeteria Overtime	1,415	2,193	2,392	6,000
5195	5,000	Bldg Rental Reimb.	1,179	1,828	1,993	5,000
5198	1,259,276	Supervision District Salary	297,015	460,287	501,973	1,259,276
100	11,961,380	TOTAL SALARIES	2,821,236	4,372,091	4,768,054	11,961,380

Regional School District 4
Chester - Deep River - Essex - Region 4
Proposed Budget for 2023 - 2024

Budget Allocation 2024 - 2025

Obj. #	Proposed Budget	Description	CHESTER 23.59%	DEEP RIVER 36.55%	ESSEX 39.86%	TOTAL 100.00%
<u>200 - EMPLOYEE BENEFITS:</u>						
5210	2,231,202	Health Insurance	526,256	815,543	889,403	2,231,202
5212	0	Appropriation: Health Insurance Reserve	0	0	0	0
5214	12,341	Life Insurance	2,911	4,511	4,919	12,341
5222	248,731	MERF	58,666	90,915	99,149	248,731
5223	320,781	FICA/Medicare	75,660	117,251	127,870	320,781
5250	22,500	Unemployment Compensation	5,307	8,224	8,969	22,500
5260	87,011	Worker's Compensation	20,522	31,804	34,684	87,011
5291	33,610	Annuities	7,927	12,285	13,398	33,610
5298	542,381	Supervision District Fringe Benefits	127,927	198,250	216,204	542,381
200	3,498,557	TOTAL EMPLOYEE BENEFITS	825,177	1,278,783	1,394,597	3,498,557
<u>300 - PURCHASED & TECHNICAL SERVICES:</u>						
5321	6,200	Purchased Services	1,462	2,266	2,471	6,200
5322	97,640	Professional Development Programs	23,030	35,689	38,921	97,640
5330	209,908	Other Professional Services	49,509	76,725	83,674	209,908
5340	171,335	Technical Services	40,411	62,626	68,298	171,335
5398	246,985	Supervision District Purchased Svcs	58,254	90,277	98,453	246,985
300	732,068	TOTAL PURCHASED SERVICES	172,667	267,583	291,817	732,068
<u>400 - PURCHASED PROPERTY SERVICES:</u>						
5412	504,616	Electricity	119,020	184,446	201,151	504,616
5422	59,500	Snow Plowing	14,034	21,748	23,718	59,500
5430	573,645	Repairs & Maintenance	135,301	209,677	228,667	573,645
5440	299,356	Rentals	70,607	109,420	119,329	299,356
5498	18,443	Supervision District Purchased Prop Svcs	4,350	6,741	7,352	18,443
400	1,455,560	TOTAL PURCHASED PROPERTY SERVICES	343,311	532,032	580,216	1,455,560

Regional School District 4
Chester - Deep River - Essex - Region 4
Proposed Budget for 2023 - 2024

Budget Allocation 2024 - 2025

Obj. #	Proposed Budget	Description	CHESTER 23.59%	DEEP RIVER 36.55%	ESSEX 39.86%	TOTAL 100.00%
<u>500 - OTHER PURCHASED SERVICES:</u>						
5510	113,630	Transportation Voc Ed	26,801	41,534	45,295	113,630
5511	494,134	Out-of-District Transportation	116,547	180,614	196,972	494,134
5515	22,650	Field Trips	5,342	8,279	9,029	22,650
5516	103,875	Athletic Transportation	24,500	37,968	41,407	103,875
5517	22,818	Late Bus	5,382	8,340	9,096	22,818
5520	122,281	Comprehensive Insurance	28,841	44,696	48,744	122,281
5530	15,500	Communications	3,656	5,666	6,179	15,500
5540	3,500	Advertising	826	1,279	1,395	3,500
5560	47,636	Magnet & VoAg Tuition	11,236	17,412	18,989	47,636
5561	2,384,733	Out-of-District Tuition	562,468	871,661	950,604	2,384,733
5580	24,350	Travel & Conference	5,743	8,900	9,706	24,350
5598	508,427	Supervision District Other Purch Service	119,919	185,839	202,669	508,427
500	3,863,533	TOTAL OTHER PURCHASED SERVICES	911,261	1,412,188	1,540,084	3,863,533
<u>600 - SUPPLIES:</u>						
5610	89,598	General Supplies	21,133	32,750	35,716	89,598
5611	334,661	Instructional Supplies	78,934	122,324	133,403	334,661
5613	59,000	Maintenance Supplies	13,916	21,566	23,519	59,000
5623	750	Bottled Gas	177	274	299	750
5624	264,791	Heating Fuel	62,454	96,785	105,551	264,791
5626	9,000	Gasoline	2,123	3,290	3,588	9,000
5641	89,771	Textbooks & Workbooks	21,174	32,813	35,785	89,771
5642	16,807	Library & Professional Books	3,964	6,143	6,700	16,807
5698	60,714	Supervision District Supplies	14,320	22,192	24,202	60,714
600	925,092	TOTAL SUPPLIES	218,194	338,137	368,761	925,092

Regional School District 4
Chester - Deep River - Essex - Region 4
Proposed Budget for 2023 - 2024

Budget Allocation 2024 - 2025

Obj. #	Proposed Budget	Description	CHESTER 23.59%	DEEP RIVER 36.55%	ESSEX 39.86%	TOTAL 100.00%
<u>700 - PROPERTY:</u>						
5730	15,565	Equipment	3,671	5,689	6,205	15,565
5798	-	Supervision District Equipment	0	0	0	0
700	15,565	TOTAL EQUIPMENT	3,671	5,689	6,205	15,565
<u>800 - OTHER OBJECTS:</u>						
5810	151,989	Dues & Fees	35,848	55,555	60,586	151,989
5898	5,430	Supervision District Other Objects	1,281	1,985	2,165	5,430
800	157,419	TOTAL OTHER OBJECTS	37,129	57,539	62,751	157,419
<u>900 - CAPITAL</u>						
5930	-	Capital Reserve Account	0	0	0	0
	220,000	Capital Projects	51,890	80,414	87,697	220,000
900	220,000	TOTAL CAPITAL	51,890	80,414	87,697	220,000
	22,829,174	TOTAL	5,384,536	8,344,457	9,100,181	22,829,174
	22,829,174	GRAND TOTAL	5,384,536	8,344,457	9,100,181	22,829,174
	980,475	Debt Service	231,257	358,381	390,838	980,475
	23,809,649	Total Expenditures	5,615,793	8,702,837	9,491,019	23,809,649
	599,893	Revenues	141,492	219,271	239,130	599,893
	23,209,756	Net Billings to Town	5,474,301	8,483,566	9,251,889	23,209,756



Regional School District 4
Chester – Deep River – Essex – Region 4
Requested Budget for School Year 2024-2025

REVENUE

Revenue Source	Actual 2018-2019	Actual 2019-2020	Actual 2020-2021	Estimated 2021-2022	Actual 2021-2022	Estimated 2022-2023	Actual 2022-2023	Estimated 2023-2024	Estimated 2024-2025	\$ Change
INTERGOVERNMENTAL	274,499	247,112	247,112	280,581	326,243	486,399	317,728	388,216	592,293	204,077
Excess Cost	263,851	239,290	239,290	153,560	314,064	474,220	304,018	376,037	579,293	203,256
Adult Education	10,648	7,822	7,822	7,822	12,179	12,179	13,710	12,179	13,000	821
Transportation Reimb	0	0	0	0	0	0	0	0	0	0
OOD Tuition	0	0	0	0	0	0	0	0	0	0
ESSER II Grant 21-22	0	0	0	119,199	0	0	0	0	0	0
INTEREST INCOME	375	736	375	100	0	100	-151	100	100	0
OTHER INCOME										
Miscellaneous Income	2,000	2,000	2,000	2,000	0	2,000	0	0	0	0
Student Tuition-In	0	0	0	0	33,000	0	33,000	16,500	0	(16,500)
Building Rental Income	0	0	0	3,000	13,966	5,000	17,409	5,000	7,500	2,500
Total Revenue	274,874	247,848	249,487	285,681	373,209	493,499	367,986	409,816	599,893	190,077
Total Reduction Of Billings	274,874	247,848	249,487	285,681	373,209	493,499	367,986	409,816	599,893	190,077